


**Downtown Streetscape  
Phase III**



**Raw Water Pump Station**

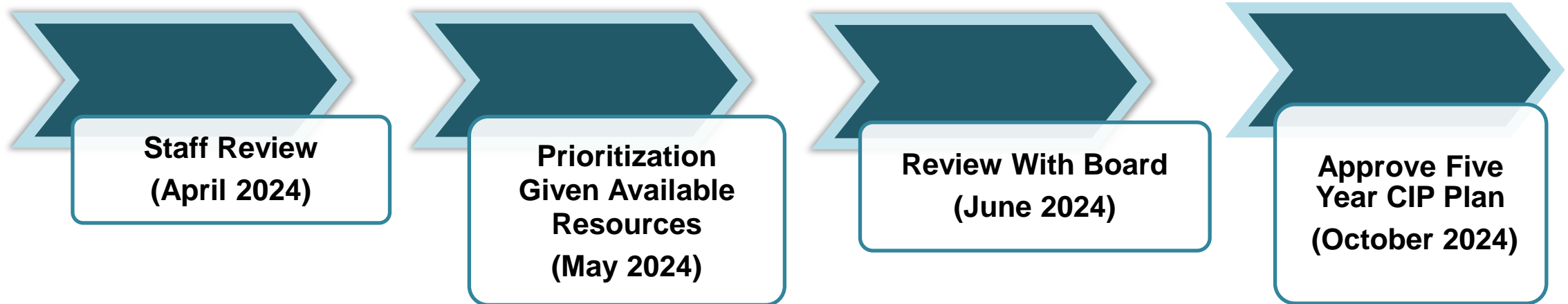


**Aerobic Digester**

## **FY2025 – FY2029 Capital Improvement Plan Review**

6/4/2024

# 5 Year CIP Development Process



# 5 Year CIP – Update Highlights



*Sidewalk, pavement, and stormwater improvements on Quincy Boulevard are addressed as a part of the FY2023 Capital Improvement Program*

- The City Administrator and Department Directors have worked together to update the Proposed Five-Year CIP (FY2025 – FY2029) for initial review by the Board of Aldermen.
- Projects with approved MARC Transportation Funding have been prioritized within the Five-Year CIP.
- Stormwater projects have been slotted into the Park & Stormwater Sales Tax Fund CIP based upon Public Works staff review of recommendations from the Stormwater Master Plan developed by George Butler Associates.
- Board priorities developed from the June retreat will be integrated into the Five-Year CIP.

# Capital Projects

## Secured MARC Grant Reimbursements



Capital Improvement Project	Funding Program	Funding Amount
1 <sup>st</sup> & Bridge Street Round-A-Bout	Missouri Surface Transportation Block Grant Program (STBG)	\$896,000
Riverwalk Park – Phase I	Missouri Transportation Alternatives Program (TAP)	\$900,000
Second Creek Sidewalks	Missouri Transportation Alternatives Program (TAP)	\$600,000

*Grand total of **\$2,396,000** in secured funding*



# Capital Project Cost Estimates For Secured MARC Funds



Capital Improvement Project	Engineering Estimate	Construction Estimate	Total Project Estimate	Total Reimbursement to City	Total Net Cost to City
1 <sup>st</sup> & Bridge Street Round-A-Bout	\$250,000	\$4,000,000	\$4,250,000	<b>\$896,000</b> <i>(45% of Project Total)</i>	\$3,354,000
Riverwalk Park & Trail	\$250,000	\$1,800,000	\$2,050,000	<b>\$900,000</b> <i>(44% of Project Total)</i>	\$1,150,000
Second Creek Sidewalks	\$150,000	\$945,000	\$1,095,000	<b>\$600,000</b> <i>(55% of Project Total)</i>	\$495,000



# General Fund Proposed FY2025 – FY2029 CIP



Capital Improvement Projects	FY 2025	FY 2026	FY 2027	FY 2028	FY 2029
Annual Wayfinding Signage Installation	\$100,000	\$100,000	\$100,000	\$100,000	\$ -
1 <sup>st</sup> & Bridge Street Round-A-Bout (Engineering)	\$ -	\$ -	\$ -	\$ -	\$ -
Additional Annual Asphalt Overlay Program Funding	\$ -	\$ -	\$ -	\$ -	\$ -
Additional Sidewalk Replacement Program Funding	\$ -	\$ -	\$ -	\$ -	\$ -
2 <sup>nd</sup> Creek Bridge Sidewalks (30% of Construction)	\$250,000	\$ -	\$ -	\$ -	\$ -
Riverwalk Park & Trail (10% of Construction)	\$200,000	\$ -	\$ -	\$ -	\$ -
<b>Grand Total</b>	<b>\$550,000</b>	<b>\$100,000</b>	<b>\$100,000</b>	<b>\$100,000</b>	<b>\$0</b>



*The General Fund provides supplemental revenue for the Annual Asphalt Overlay Program and Sidewalk Replacement Program as needed*

# General Fund Pending CIP Projects Listing



Pending Capital Improvement Projects	Cost Estimate
Police Department Building (Engineering)	\$1,500,000
Police Department Building (Construction)	\$18,000,000
Streets & Parks & Recreation Facility Building (Engineering)	\$750,000
Streets & Parks & Recreation Facility Building (Construction)	\$2,750,000
Tornado Sirens (Purchase & Installation)	\$100,000
<b>Grand Total (Net Cost)</b>	<b>\$23,100,000</b>

**Floating Aerator  
Wastewater Treatment Plant**



**Valve Vault – Raw Water Pump Station**




**Utilities Department  
Public Works**





# Waterline Replacement Projects



*Corroded & Aging Smithville Waterline Segments*

*Winner Avenue Waterline Replacement*

*4<sup>th</sup> Street & 4<sup>th</sup> Terrace  
Waterline Improvement*

# Cured in Place Pipe/Manhole Rehabilitation Program



*Sewer Relining Process*



*Manhole Rehabilitation & Relining*



# Proposed 5 Year CIP

## FY2025 – FY2029 CWSWS Fund (Non-Impact Fees)



Capital Improvement Project Name	FY 2025	FY 2026	FY 2027	FY2028	FY2029
Interconnect Mains at 144 <sup>th</sup> /169 Highway (S2, Construction)	\$55,000	-	-	-	-
Highway 92 & Commercial Waterline (Engineering)	\$150,000	-	-	-	-
West Bypass of the 144th Street Lift Station (Construction)	\$2,200,000	-	-	-	-
144 <sup>th</sup> Street Lift Station (Construction)	\$1,700,000	-	-	-	-
Smith's Fork Force Main (Construction)	\$600,000	-	-	-	-
Owens Branch Gravity Line Phase #1, Line #1 (Engineering)	\$200,000	-	-	-	-
Maple Ave & River Crossing (12" Waterline) (50% of Construction)	\$700,000	-	-	-	-
Smith's Fork Park Waterline (Construction)	\$170,000	-	-	-	-
Stonebridge Lift Station (Engineering)	\$30,000	-	-	-	-
Stonebridge Lift Station (Construction With SSD Cost Sharing)	\$1,300,000	-	-	-	-
Water Plant Improvements (Construction)	\$1,400,000	-	-	-	-
McDonalds/Central Bank Lift Station (Engineering)	\$100,000	-	-	-	-
<b>Grand Total (Net Cost)</b>	<b>\$8,605,000</b>	<b>\$0</b>	<b>\$0</b>	<b>\$0</b>	<b>\$0</b>

# Proposed 5 Year CIP

## FY2024 – FY2028 CWWS Fund (Non-Impact Fees)



Capital Improvement Project Name	FY 2025	FY 2026	FY 2027	FY 2028	FY 2029
Owens Branch Gravity Line Phase #1, Line #1 (Construction)	-	\$2,200,000	-	-	-
Highway 92 & Commercial Waterline (Construction)	-	\$300,000	-	-	-
Owens Branch Gravity Line Phase #1, Line #2 (Engineering)	-	\$600,000	-	-	-
McDonalds/Central Bank Lift Station (Construction)	-	\$500,000	-	-	-
Owens Branch Gravity Line Phase #1, Line #2 (Construction)	-	-	\$2,500,000	-	-
Water Plant Expansion (Engineering)	-	-	\$2,100,000	-	-
Wastewater Treatment Plant Expansion (Construction)	-	-	\$3,000,000	\$3,000,000	-
Additional Water and Wastewater Project Funding	-	-	-	\$2,000,000	-
Water Plant Expansion, Phase I (Construction)	-	-	-	-	\$7,500,000
Additional Water and Wastewater Project Funding	-	-	-	-	\$2,000,000
<b>Grand Total (Net Cost)</b>	<b>\$8,605,000</b>	<b>\$3,600,000</b>	<b>\$7,600,000</b>	<b>\$5,000,000</b>	<b>\$9,500,000</b>

# Proposed 5 Year CIP

## FY2025 – FY2029 CWSWS Fund (Water Impact Fees)



Capital Improvement Project Name	FY 2025	FY 2026	FY 2027	FY 2028	FY 2029
Maple Ave & River Crossing (12" Waterline) (50% of Construction)	\$700,000	-	-	-	-
Grand Total	\$700,000	-	-	-	-



# Proposed 5 Year CIP

## FY2025 – FY2029 CWWS Fund (Wastewater Impact Fees)



Capital Improvement Project Name	FY 2025	FY 2026	FY 2027	FY 2028	FY 2029
Wastewater Treatment Plant Expansion (Engineering)	\$1,050,000				
Grand Total	\$1,050,000	-	-	-	-



Wastewater Treatment Plant – Aerial View



## Transportation Sales Tax Fund





# Annual Mill and Overlay & Sidewalk Replacement



- The **2024 Street Maintenance Program** was funded in the amount of \$300,000. Asphaltic Surfaces was awarded the bid to complete work in Harborview. The work was completed in May at a total cost of \$268,000.
- The **2024 Sidewalk Replacement Program** was funded in the amount of \$25,000. KC Concrete was awarded the bid to complete work in Harborview. The work was completed in May within budget.
- The Board discussed pursuing a quarter cent sales tax increase to further fund the annual street maintenance program.

# Proposed 5 Year CIP

## FY2025 – FY2029 Transportation Sales Tax Fund



Capital Improvement Project Name	FY 2025	FY 2026	FY 2027	FY 2028	FY 2029
Annual Asphalt Overlay Program (Projects TBD)	\$300,000	\$400,000	\$300,000	\$300,000	\$300,000
Annual Sidewalk Replacement Program	\$50,000	\$50,000	\$50,000	\$50,000	\$50,000
Commercial Street Sidewalks (Construction)	\$1,400,000				
Commercial Street Sidewalks (MARC Reimbursement)	-\$960,000				
1 <sup>st</sup> & Bridge St Round-A-Bout Construction (80% of Project Expense)					
1 <sup>st</sup> & Bridge Street Round-A-Bout (MARC Reimbursement)					
180th & Eagle Round-A-Bout Construction (25% of Project Expense)					\$300,000
<b>Grand Total (Net Cost)</b>	<b>\$790,000</b>	<b>\$450,000</b>	<b>\$350,000</b>	<b>\$350,000</b>	<b>\$650,000</b>

\* 1<sup>st</sup> & Bridge Round-A-Bout exceeds available funds.

The image is a composite graphic. The top half is a photograph of a paved path in a park. A person in a red plaid shirt is walking on the left, and a person is riding a bicycle in the center. The path is bordered by a black metal fence and a concrete wall. Trees and a street lamp are visible in the background. The bottom half is a cross-section diagram of the path, showing its width, lane markings, and surrounding infrastructure like the fence and trees.

## Capital Improvement Sales Tax Fund




# Proposed 5 Year CIP

## FY2025 – FY2029 Capital Improvement Sales Tax Fund



Capital Improvement Project Name	FY 2025	FY 2026	FY 2027	FY 2028	FY 2029
Annual Transfer to Debt Service	\$364,875	\$367,920	\$373,420	\$376,420	\$382,420
Riverwalk & Trail (Engineering)	\$150,000	-	-	-	-
2 <sup>nd</sup> Creek Sidewalks (Engineering)	\$100,000	-	-	-	-
Downtown Streetscape Phase III	\$1,800,000	-	-	-	-
Downtown Streetscape Phase III (MARC)	\$1,488,000	-	-	-	-
1st & Bridge Street Round-A-Bout (80% of Engineering)	\$500,000	-	-	-	-
2 <sup>nd</sup> Creek Sidewalks (70% of Construction)	\$695,000	-	-	-	-
2 <sup>nd</sup> Creek Sidewalks (MARC Reimbursement)	-\$600,000	-	-	-	-
Riverwalk & Trail Construction (60% of Construction)	\$480,000	\$670,000	-	-	-
Riverwalk & Trail (MARC Reimbursement)	-\$480,000	-\$420,000	-	-	-
1 <sup>st</sup> & Bridge Street - Round-A-Bout (20% of Construction)	-	\$300,000	-	-	-
180 <sup>th</sup> & Eagle Parkway Round-A-Bout (Engineering)	-	-	\$250,000	-	-
Pope Lane Round-a-Bout/Connection (80% of Engineering)	-	-	-	\$400,000	-
180 <sup>th</sup> & Eagle Parkway Round-A-Bout (75% of Construction)	-	-	-	\$1,000,000	-
180 <sup>th</sup> & Eagle Parkway Round-A-Bout (MARC Reimburse)	-	-	-	(700,000)	-
<b>Grand Total (Net Cost)</b>	<b>\$4,497,875</b>	<b>\$917,920</b>	<b>\$623,420</b>	<b>\$1,076,420</b>	<b>\$382,420</b>



## Park & Stormwater Sales Tax Fund



# Park & Stormwater Sales Tax Fund Proposed FY2025 – FY2029 CIP



Park and Stormwater Sales Tax Project Name	FY 2025	FY 2026	FY 2027	FY 2028	FY 2029
OK Railroad Trail - Phase I (Construction)	\$281,000				
OK Railroad Trail - Phase I (Grant)	(184,000)				
Dundee Road Stormwater Improvements (Engineering)	\$50,000				
Dundee Road Stormwater Improvements (Construction)	\$150,000				
Riverwalk & Trail Construction (30% of Construction)	\$600,000	-	-	-	
<b>Grand Total (Net Cost)</b>	<b>\$897,000</b>	<b>\$0</b>	<b>\$0</b>	<b>\$0</b>	<b>\$0</b>



*Current Emerald Ridge Park To Be Updated*

# Park & Stormwater Sales Tax Fund

## Proposed FY2025 – FY2029 CIP (Continued)



Park and Stormwater Sales Tax Project Name	FY 2025	FY 2026	FY 2027	FY 2028	FY 2029
Forest Oaks Stormwater Improvements (Engineering)	-	\$50,000	-	-	
Forest Oaks Stormwater Improvements (Construction)	-	\$300,000	-	-	
Cedar Lakes Stormwater Improvements (Engineering)	-	-	\$25,000	-	
Cedar Lakes Stormwater Improvements (Construction)	-	-	\$100,000	-	
Smith's Fork Park Complex (Engineering & Design)	-	-	\$640,000	-	
Maple Lane Stormwater Improvements (Engineering)	-	-	-	\$50,000	
Maple Lane Stormwater Improvements (Construction)	-	-	-	\$250,000	
Smith's Fork Park Complex (Construction, Phase I)	-	-	-	\$2,240,000	
<b>Grand Total (Net Cost)</b>	<b>\$897,000</b>	<b>\$350,000</b>	<b>\$765,000</b>	<b>\$2,540,000</b>	<b>\$0</b>



*George Butler Associates completed a Stormwater Master Plan for the City which outlines plan for stormwater improvements and maintenance programs*

# All Funds Total Proposed FY2025 – FY2029 CIP



Capital Improvement Projects - All Funds	FY 2025	FY 2026	FY 2027	FY 2028	FY 2029
General Fund	\$700,000	\$250,000	\$200,000	\$100,000	\$0
Combined Water & Wastewater Fund - Non Impact Projects	\$8,805,000	\$3,600,000	\$7,600,000	\$5,000,000	\$9,500,000
Combined Water & Wastewater Fund - Water Impact Projects	\$700,000	\$0	\$0	\$0	\$0
Combined Water & Wastewater Fund - Wastewater Impact Projects	\$1,050,000	\$0	\$0	\$0	\$0
Transportation Sales Tax Fund	\$890,000	\$450,000	\$500,000	\$500,000	\$800,000
Capital Improvement Sales Tax Fund	\$4,497,875	\$917,920	\$623,420	\$1,076,420	\$382,420
Parks & Stormwater Sales Tax Fund	\$900,000	\$350,000	\$765,000	\$2,540,000	\$0
<b>Grand Total</b>	<b>\$17,542,875</b>	<b>\$5,567,920</b>	<b>\$9,688,420</b>	<b>\$9,216,420</b>	<b>\$10,682,420</b>

**5 Year Grand Total for All Funds: \$52,698,055**



# CIP Review Conclusion



- MARC Grants have allowed the City to take advantage of outside funding to supplement project expenses.
- Projects are ***aligned to preserve adequate cashflow amounts in all funds.***
- Rate adjustments will be necessary going forward to continue to fund capital improvement projects in the CWSW Fund.
- Refinement of CIP priorities will occur through discussion with the Board over the summer.

